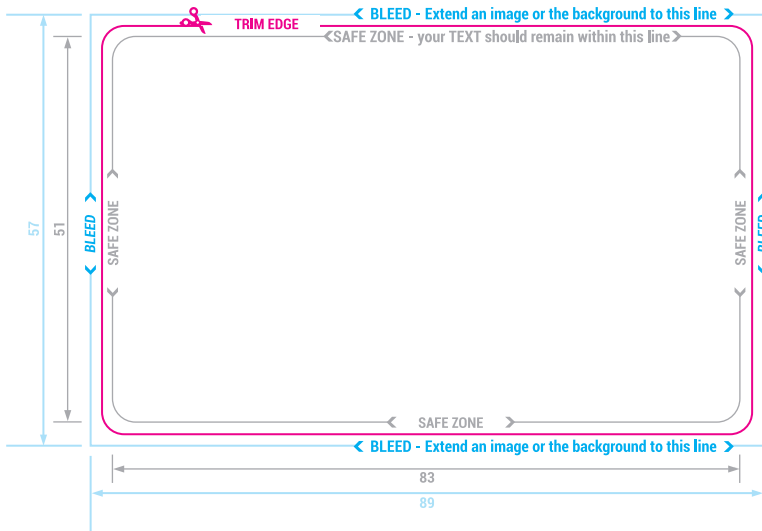



IMPORTANT INFORMATION BEFORE YOU SEND US YOUR CARD PREPRESS DESIGN:

1. DO NOT FLATTEN THE LAYERS IN THE PRINT FILE.
2. IF YOU ARE USING A VECTOR GRAPHICS SOFTWARE (ADOBE ILLUSTRATOR, CORELDRAW) CONVERT ALL FONTS TO CURVES (CREATE OUTLINES/CONVERT TO CURVES) OR RASTERIZE THEM IF YOU ARE USING THE ADOBE PHOTOSHOP.
3. IF YOU ARE USING ANOTHER SOFTWARE, PLEASE SEND US ALL THE FONTS YOU HAVE USED.
4. PLEASE SEND US ALL THE PICTURES YOU HAVE USED FOR YOUR DESIGN IF YOU DIDN'T EMBED THEM (THIS APPLIES ESPECIALLY TO THE DESIGNS IN ADOBE ILLUSTRATOR AND ADOBE INDESIGN).
5. IF YOU WANT A PERSONALIZED CARD (NAME, NUMBER...) PLEASE SEND US THE FONT YOU WANT US TO USE FOR THE PERSONALIZATION.

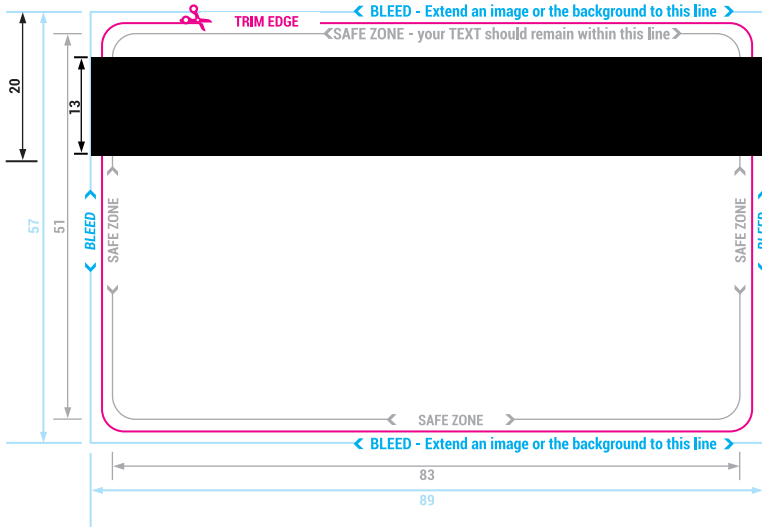
FRONT



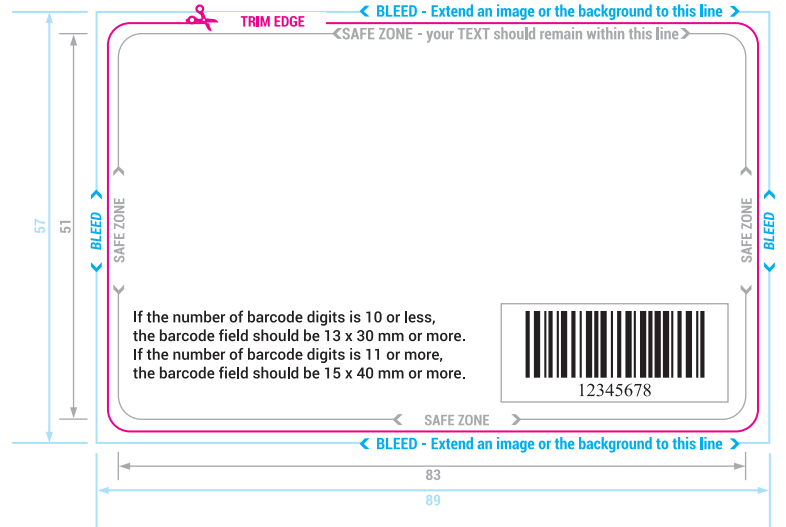
BACK



MAGNETIC STRIP




BARCODE



*Barcode can be positioned in any part of the SAFE ZONE.

EMBOSSING



*The font for numbers embossing is OCR A Extended, Regular 7 pt.
(The font can be found here: <http://fontzone.net/font-download/ocr-a-extended>)
**Embossing should not be done on the upper half of the card, and should be not done within at least 7 mm of the trim edge.

CONTACT CHIP

